

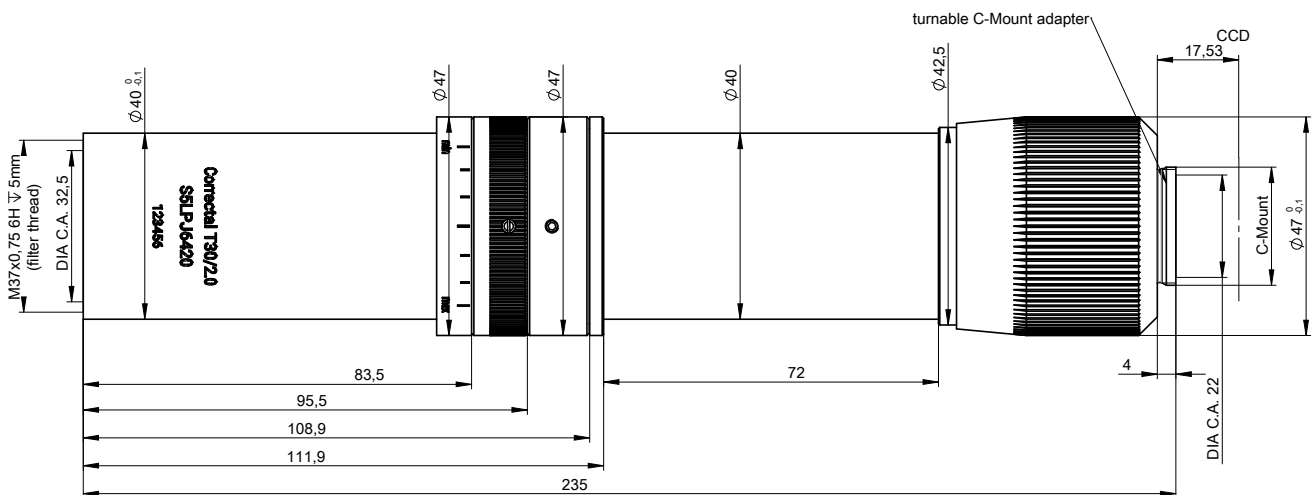
S5LPJ6420 Correctal T30/2.0 C- Mount

- standard telecentric lenses
- object-sided telecentric
- with C-mount
- variable iris (manual)



illustration only

outline drawing



W.D. = 68,1

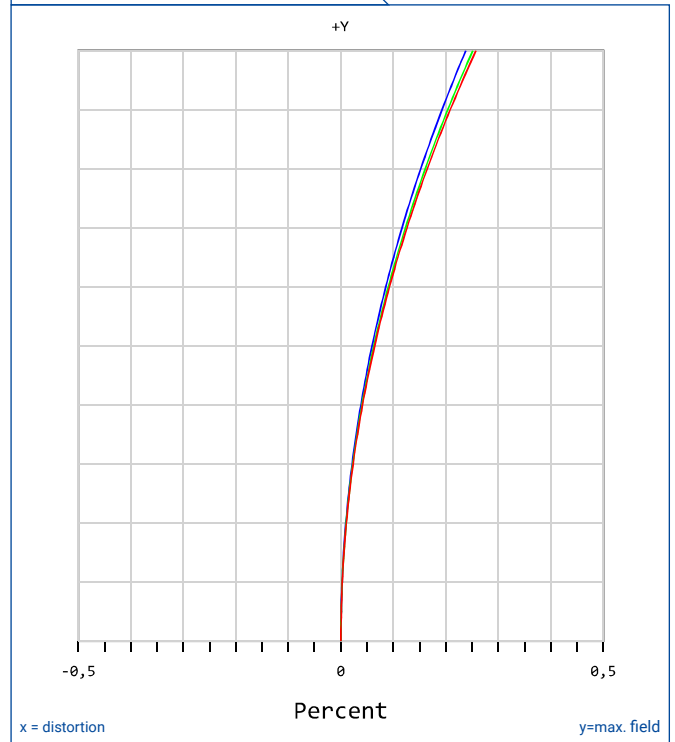
DATA SHEET



specifications

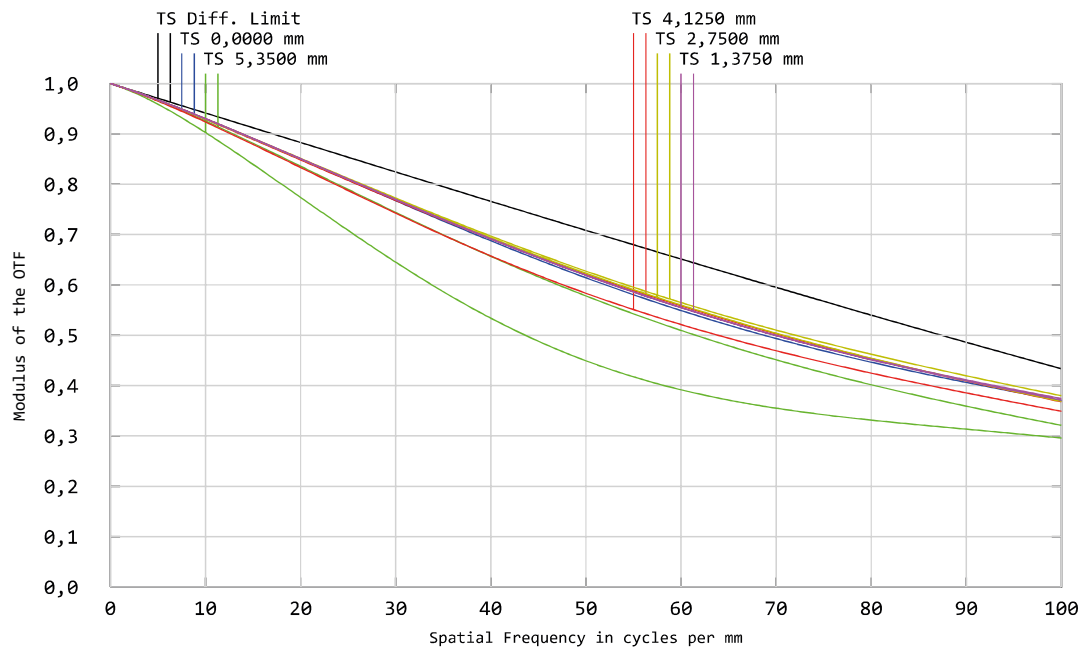
article number	S5LPJ6420
wavelength range [nm]	450-700nm
design wavelength [nm]	450 - 700
magnification (+/-5%)	2.000
working distance [mm] (+/-2%)	68.1
object size [mm] at a chip size of [mm]	7.1 x 5.3 14.1 x 10.6 (1.1")
object size [mm] at a chip size of [mm]	7.7 x 5.8 15.4 x 11.5 (1.2")
object size [mm] at a chip size of [mm]	8.6 x 6.5 17.1 x 12.9 (1.25")
max. telecentricity error [°]	0.03
recommended numerical aperture	0.125
max. distortion [%]	0.25
weight [kg]	not yet weighed
flange back distance [mm]	17.53
accessory	--

Distortion for 450 - 700 nm



remarks

MTF for various object heights at 450 - 700 nm



graphs and data given by design